



## Forget Me Not 2 Block

(Make eight Light blocks, eight Medium blocks, and four Dark blocks)


*Remember starch is your friend with triangles.*

### Cutting Instructions:

- **Lilac:** Subcut 3 ¼-inch strips into twenty 3 ¼-inch squares, which are subcut twice on the diagonal, from corner to corner, to make eighty triangles (80 Piece V).
- **Paradise:** Subcut 2 7/8-inch strips into sixteen 2 7/8-inch squares, which are subcut **once** on the diagonal, from corner to corner, to make thirty-two (32 Piece F).
- **Tupelo:** Subcut 2 7/8-inch strips into sixteen 2 7/8-inch squares, which are subcut **once** on the diagonal, from corner to corner, to make thirty-two (32 Piece F).
- **Tupelo:** Subcut 1 7/8-inch strips into thirty-two 1 7/8-inch x 3 3/8-inch rectangles (32 Piece T).
- **New Years:** Subcut 2 7/8-inch strips into eight 2 7/8-inch squares, which are subcut **once** on the diagonal, from corner to corner, to make sixteen (16 Piece F).
- **New Years:** Subcut 3 3/8-inch strips into thirty-two 1 7/8-inch x 3 3/8-inch rectangles (32 Piece T).
- **Marsala:** Subcut 3 ¼-inch strip into two 1 7/8-inch strips. Subcut 1 7/8-inch strips into sixteen 1 7/8-inch x 3 3/8-inch rectangles (16 Piece T).
- **Blond Ale:** Subcut 3 ¼-inch strip into eight 3 ¼-inch squares, which are subcut **twice** on the diagonal, from corner to corner, to make thirty-two (32 Piece V).
- **Citrine:** Subcut 3 ¼-inch strip into eight 3 ¼-inch squares, which are subcut **twice** on the diagonal, from corner to corner, to make thirty-two (32 Piece V).
- **Buttercup:** Subcut 3 ¼-inch strip into four 3 ¼-inch squares, which are subcut **twice** on the diagonal, from corner to corner, to make sixteen (16 Piece V).
- **Deep Amethyst:** Subcut 2 7/8-inch strip into four 2 ½-inch squares (4 Piece E).
- **Merlot:** Subcut 2 5/8-inch strip into eight 2 ½-inch squares (8 Piece E).
- **Marsala:** Subcut 2 ½-inch strip into eight 2 ½-inch squares (8 Piece E).



### Assembly Instructions:

- 1) Make corners:
  - a) Sew Piece F (Paradise, Tupelo and New Years) to one long side of Piece T (Tupelo, New Years, and Marsala), respectively. Make eighty short corners, thirty-two light (Tupelo), thirty-two medium (New Years) and sixteen dark (Marsala).






- b) Sew Lilac Piece V to both short sides of Piece T (Tupelo, New Years, and Marsala). Make forty long corners, sixteen light (Tupelo), sixteen medium (New Years), and eight dark (Marsala).
- 2) Make Economy Block centers: Sew Piece V (Blond Ale, Citrine, and Buttercup) to each side of Piece E (Marsala, Merlot, and Deep Amethyst), respectively. Trim Economy block to 3 3/8-inch square.
- 3) Assemble blocks: Sew corners (Tupelo, New Years, and Marsala) short and then long to each side of the centers (Blond Ale, Citrine, and Buttercup).
- 4) Press and trim to 6 1/2 -inches square.



*Dark Forget Me Not*



*Medium Forget Me Not*



*Light Forget Me Not*