



Forget Me Not 1 Block

(Make 4 light blocks, 8 medium blocks, and 8 dark blocks)

Remember starch is your friend with triangles.

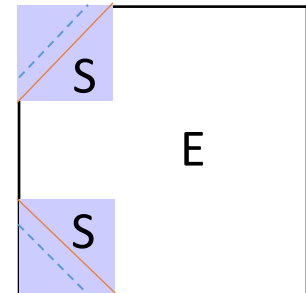
Cutting Instructions:

- **Lilac:** Subcut 1-inch strips into one hundred sixty 1-inch squares (160 Piece S).
- **Lilac:** Subcut 2 ½-inch strips into eighty 2 ½-inch squares (80 Piece E).
- **Snow:** Subcut 2 ½-inch strips into sixteen 2 ½-inch squares (16 Piece E).
- **Snow:** Subcut 1-inch strip into sixteen 1-inch squares (16 Piece S)
- **Snow:** Subcut 1 ½-inch strip into sixteen 1-inch x 1 ½-inch rectangle (16 Piece U).
- **Amethyst:** Subcut 2 ½-inch strips into thirty-two 2 ½-inch squares (32 Piece E).
- **Amethyst:** Subcut 1-inch strip into thirty-two 1-inch squares (32 Piece S).
- **Amethyst:** Subcut 1 ½-inch strip into thirty-two 1-inch x 1 ½-inch rectangles (32 Piece U).
- **Crocus:** Subcut 2 ½-inch strips into thirty-two 2 ½-inch squares (32 Piece E).
- **Crocus:** Subcut 1-inch strip into thirty-two 1-inch squares (32 Piece S).
- **Crocus:** Subcut 1 ½-inch strip into thirty-two 1-inch x 1 ½-inch rectangles (32 Piece U).
- **Blond Ale:** Subcut 2 ½-inch strip into twenty 2 ½-inch squares (20 Piece W).

Assembly Instructions:

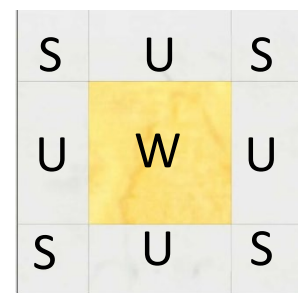
1) Make Petals:

- Draw one line from corner to corner on the back of each Lilac Piece S (160 pieces).
- Align Piece S on two adjacent corners of Piece E (Snow, Amethyst and Crocus) and sew on the drawn line (solid line).
- Trim ¼-inch from the drawn line (dashed line) and press piece open.
- Make sixteen Snow, thirty-two Amethyst and thirty-two Crocus petals.




2) Make Centers:

- Sew Piece S (Snow, Amethyst and Crocus) to two opposite sides of the same color Piece U to form outer row.
- Sew Piece U (Snow, Amethyst and Crocus) to two opposite sides of Blonde Ale Piece W to form center row.
- Sew outer row to two opposite sides of center row to make center.
- Make four Snow, eight Amethyst and eight Crocus centers.
- Press and trim to 2 ½-inch.




3) Assemble blocks


- Sew Lilac Piece E to two opposite sides of a petal to make outer rows.
- Sew petals to two opposite sides of center to make center rows.
- Sew two outer rows to two opposite sides of center row to complete the block.
- Make four Snow, eight Amethyst and eight Crocus blocks.
- Press and trim to 6 ½-inches.



Light Forget Me Not



Medium Forget Me Not



Dark Forget Me Not