



## Memory Block 1

(Make 1 Block)


### Cutting Instructions:

- **Deep Amethyst:** Subcut 2 7/8-inch strip into
  - Four 2 5/8-inch squares (4 Piece J), and
  - Four 2 7/8-inch squares (4 Piece B).
- **Buttercup:** Subcut 3 1/4-inch strip into one 2 7/8-inch square (1 Piece B).
- **Marsala:** Subcut 3 3/4-inch strip into
  - Two 3 1/4-inch squares which are subcut **once** on the diagonal, from corner to corner, to make four triangles (4 Piece A); and
  - One 3 3/4-inch square, which is subcut **twice** on the diagonal, from corner to corner, to make four triangles (4 Piece C).
- **Merlot:** Subcut 3 3/4-inch strip into
  - One 3 3/4-inch square, which is subcut **twice** on the diagonal, from corner to corner, to make four triangles (4 Piece C); and
  - Two 3 1/4-inch squares (2 Piece D).
- **Merlot:** Subcut 2 5/8-inch strip into four 2 5/8-inch squares (4 Piece J).
- **New Years:** Subcut 3 3/8-inch strip into two 3 1/4-inch squares (2 Piece D).
- **Tupelo:** Subcut 4 3/4-inch strip into two 4 3/4-inch squares (2 Piece I).
- **Citrine:** Subcut 3 1/4-inch strip into four 3 1/4-inch squares, which are subcut **once** on the diagonal, from corner to corner, to make eight triangles (8 Piece A).

*Note: When working with pieces cut on the bias (triangles), starch minimizes stretching. For the most effective use of starch, spray it on, let it soak in, and then press piece with a hot iron.*

### Assembly Instructions:

- 1) Make Center Square
  - a) Sew Deep Amethyst Piece B to two opposite sides of Buttercup Piece B to make the center row.
  - b) Sew Marsala Piece A to two opposite sides of Deep Amethyst Piece B to form outer row. Make two outer rows.
  - c) Sew outer rows to two opposite sides of center row to form center octagon.
  - d) Sew Merlot Piece C to each Deep Amethyst side of the octagon to form the center square. Trim to 7 1/4-inch square, with 10-inch diagonal.



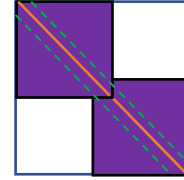


2) Make Flying Geese – Make 8.

a) Mark one diagonal line from corner to corner on the wrong side of four Merlot Piece J and four Deep Amethyst Piece J.

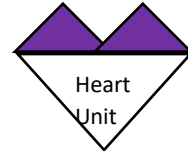


b) Place two Merlot Piece J on each corner of Tupelo Piece I with right sides together, aligning with the corners. Merlot Piece J will overlap in the middle of Tupelo Piece I. Ensure the diagonal lines from Merlot Piece J form one continuous line. Pin or clip piece together.

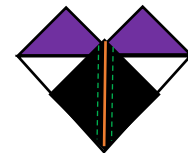


c) Sew seams ¼-inch (green dashed line) from both sides of the drawn line.

d) Cut along drawn line (orange) and press seams. Tupelo Piece I makes two Heart Units.



e) Place one Deep Amethyst Piece J on Heart Unit with right sides together. Align Deep Amethyst Piece J with the corner of Heart Unit. The diagonal line from Deep Amethyst Piece J should be the midpoint between the Merlot Piece J peaks. Repeat steps d – e.




f) Trim each block to 2 ¼-inch x 3 7/8-inch. There should be four Flying Geese with Deep Amethyst on right and Merlot on left and four Flying Geese with Deep Amethyst on left and Merlot on right.




3) Add Borders

a) Sew two different Flying Geese together along the Deep Amethyst side starting at the point end (arrow shows sewing direction). Make four. Press and trim to 2 ¼-inch x 7 ¼-inch.



b) Sew Marsala Piece C to both ends of two short borders to make two long borders.



c) Sew short borders to two opposite sides of the center square.

d) Sew long border to the other two sides of the center square. This piece should measure 10 ¾-inch across.





4) Add Corners

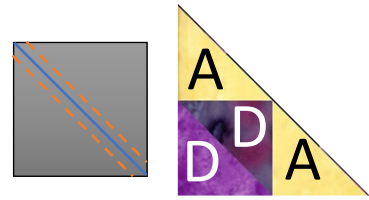
a) Make four Half Square Triangles (HST)

i) Draw one diagonal line from corner to corner on Merlot Piece D.

ii) Place Merlot Piece D and New Years Piece D right sides together.

iii) Sew ¼-inch seam on both sides of the drawn line.

iv) Cut on the drawn line and press open to make two Half Square Triangles (HST). Make four HST. Trim HST to 2 7/8-inches square.



b) Sew Citrine Piece A to two adjacent sides of Merlot/New

Year's HST to make corners. Make four corners. Trim triangle to 5 5/8-inch.

c) Sew four corners to each side of the block to complete it.

d) Press and trim to 12 ½-inches square.



Piece	Size (in)	Number	Subcut on Diagonal	Piece after subcut	Shape	Color	Block	Length	# of Strips	Strip
E	2 1/2 x 2 1/2	32	0	32	Square	Amethyst	FMN1	80	2	2 1/2
S	1 x 1	32	0	32	Square	Amethyst	FMN1	32	1	1
U	1 x 1 1/2	32	0	32	Rectangle	Amethyst	FMN1	32	1	1 1/2
B	2 7/8 x 2 7/8	4	0	4	Square	Amethyst	Memory 2	11.5	1	2 7/8
E	2 1/2 x 2 1/2	8	0	8	Square	Amethyst	Memory 2	20	1	2 1/2
M	2 x 2	8	0	8	Square	Amethyst	Memory 3	16	1	2 7/8
W	1 1/2 x 1 1/2	20	0	20	Square	Blond Ale	FMN1	30	1	2 1/2
V	3 1/4 x 3 1/4	8	2 x	32	Triangle	Blond Ale	FMN2	26	1	3 1/4
E	2 1/2 x 2 1/2	4	0	4	Square	Blond Ale	Memory 2	10	1	2 1/2
B	2 7/8 x 2 7/8	4	0	4	Square	Blond Ale	Wreath	11.5	1	3 1/4
E	2 1/2 x 2 1/2	8	0	8	Square	Bougainvillea	Memory 2	20	1	2 1/2
D	3 1/4 x 3 1/4	12	0	12	Square	Bougainvillea	Wreath	39	1	3 1/4
P	3 x 5 1/4	16	0	16	Rectangle	Breeze	Quilt	84	3	3
V	3 1/4 x 3 1/4	4	2 x	16	Triangle	Buttercup	FMN2	13	1	3 1/4
B	2 7/8 x 2 7/8	1	0	1	Square	Buttercup	Memory 1	2.875	1	3 1/4
V	3 1/4 x 3 1/4	8	2 x	32	Triangle	Citrine	FMN2	26	1	3 1/4
A	3 1/4 x 3 1/4	4	1 x	8	Triangle	Citrine	Memory 1	13	1	3 1/4
E	2 1/2 x 2 1/2	32	0	32	Square	Crocus	FMN1	80	2	2 1/2
S	1 x 1	32	0	32	Square	Crocus	FMN1	32	1	1
U	1 x 1 1/2	32	0	32	Rectangle	Crocus	FMN1	32	1	1 1/2
B	2 7/8 x 2 7/8	4	0	4	Square	Crocus	Memory 2	11.5	2	2 7/8

Piece	Size (in)	Number	Subcut on Diagonal	Piece after subcut	Shape	Color	Block	Length	# of Strips	Strip
E	2 1/2 x 2 1/2	4	0	4	Square	Crocus	Memory 2	10	1	2 7/8
B	2 7/8 x 2 7/8	16	0	16	Square	Crocus	Wreath	46	2	2 7/8
E	2 1/2 x 2 1/2	4	0	4	Square	Deep Amethyst	FMN2	10	1	2 7/8
B	2 7/8 x 2 7/8	4	0	4	Square	Deep Amethyst	Memory 1	11.5	1	2 7/8
J	2 5/8 x 2 5/8	4	0	4	Square	Deep Amethyst	Memory 1	10.5	1	2 7/8
D	3 1/4 x 3 1/4	16	0	16	Square	Jelly	Wreath	52	2	3 1/4
E	2 1/2 x 2 1/2	80	0	80	Square	Lilac	FMN1	200	5	2 1/2
S	1 x 1	160	0	160	Square	Lilac	FMN1	160	4	1
V	3 1/4 x 3 1/4	20	2 x	80	Triangle	Lilac	FMN2	65	2	3 1/4
J	2 5/8 x 2 5/8	4	0	4	Square	Lilly	Memory 3	10.5	1	2 7/8
B	2 7/8 x 2 7/8	4	0	4	Square	Lilly	Quilt	11.5	1	2 7/8
B	2 7/8 x 2 7/8	4	0	4	Square	Lotus	Memory 3	11.5	1	2 7/8
B	2 7/8 x 2 7/8	12	0	12	Square	Lotus	Quilt	34.5	1	2 7/8
T	1 7/8 x 3 3/8	16	0	16	Rectangle	Marsala	FMN2	30	1	3 3/4
E	2 1/2 x 2 1/2	8	0	8	Square	Marsala	FMN2	20	3	2 1/2
A	3 1/4 x 3 1/4	2	1 x	4	Triangle	Marsala	Memory 1	6.5	1	3 3/4
C	3 3/4 x 3 3/4	1	2 x	4	Triangle	Marsala	Memory 1	3.75	1	3 3/4
E	2 1/2 x 2 1/2	8	0	8	Square	Merlot	FMN2	20	2	2 5/8
C	3 3/4 x 3 3/4	1	2 x	4	Triangle	Merlot	Memory 1	3.75	1	3 3/4
D	3 1/4 x 3 1/4	2	0	2	Square	Merlot	Memory 1	6.5	1	3 3/4

Piece	Size (in)	Number	Subcut on Diagonal	Piece after subcut	Shape	Color	Block	Length	# of Strips	Strip
J	2 5/8 x 2 5/8	4	0	4	Square	Merlot	Memory 1	10.5	1	2 5/8
D	3 1/4 x 3 1/4	8	0	8	Square	Merlot	Wreath	26	1	3 3/4
F	2 7/8 x 2 7/8	8	1 x	16	Triangle	New Years	FMN2	23	2	2 7/8
T	1 7/8 x 3 3/8	32	0	32	Rectangle	New Years	FMN2	60	2	3 3/8
D	3 1/4 x 3 1/4	2	0	2	Square	New Years	Memory 1	6.5	1	3 3/8
B	2 7/8 x 2 7/8	16	0	16	Square	New Years	Wreath	46	2	2 7/8
F	2 7/8 x 2 7/8	16	1 x	32	Triangle	Paradise	FMN2	46	2	2 7/8
E	2 1/2 x 2 1/2	8	0	8	Square	Paradise	Memory 2	20	2	2 7/8
Q	5 3/4 x 5 3/4	8	1 x	16	Triangle	Paradise	Quilt	46	2	5 3/4
B	2 7/8 x 2 7/8	4	0	4	Square	Plumeria	Memory 3	11.5	1	2 7/8
J	2 5/8 x 2 5/8	8	0	8	Square	Plumeria	Memory 3	21	1	2 7/8
L	3 3/8 x 3 3/8	2	0	2	Square	Plumeria	Memory 3	6.75	1	3 3/8
R	3 x 3	4	0	4	Square	Plumeria	Quilt	12	1	3 3/8
N	2 x 3 1/2	4	0	4	Rectangle	Sea Urchin	Memory 3	14	1	2
D	3 1/4 x 3 1/4	12	0	12	Square	Sea Urchin	Wreath	39	1	3 1/4
O	12 7/8 x 12 7/8	4	1 x	8	Triangle	Snow	Final	51.5	2	12 7/8
E	2 1/2 x 2 1/2	16	0	16	Square	Snow	FMN1	40	1	2 1/2
S	1 x 1	16	0	16	Square	Snow	FMN1	16	1	1
U	1 x 1 1/2	16	0	16	Rectangle	Snow	FMN1	16	1	1 1/2
F	2 7/8 x 2 7/8	4	1 x	8	Triangle	Snow	Memory 2	11.5	1	3 3/8

Piece	Size (in)	Number	Subcut on Diagonal	Piece after subcut	Shape	Color	Block	Length	# of Strips	Strip
G	4 7/8 x 4 7/8	2	1 x	4	Triangle	Snow	Memory 2	9.75	1	4 7/8
I	4 3/4 x 4 3/4	4	0	4	Square	Snow	Memory 3	19	1	4 3/4
K	3 3/8 x 3 3/8	2	2 x	8	Triangle	Snow	Memory 3	6.75	1	3 3/8
L	3 3/8 x 3 3/8	2	0	2	Square	Snow	Memory 3	6.75	1	3 3/8
N	2 x 3 1/2	4	0	4	Rectangle	Snow	Memory 3	8		3 3/8
A	3 1/4 x 3 1/4	16	1 x	32	Triangle	Snow	Quilt	52	2	3 1/4
D	3 1/4 x 3 1/4	8	0	8	Square	Snow	Wreath	26	2	3 1/4
F	2 7/8 x 2 7/8	16	1 x	32	Triangle	Tupelo	FMN2	46	2	2 7/8
T	1 7/8 x 3 3/8	32	0	32	Rectangle	Tupelo	FMN2	108	3	1 7/8
I	4 3/4 x 4 3/4	2	0	2	Square	Tupelo	Memory 1	9.5	1	4 3/4
B	2 7/8 x 2 7/8	8	0	8	Square	Tupelo	Memory 2	23	2	2 7/8
H	2 1/2 x 4 1/2	16	0	16	Rectangle	Tupelo	Memory 2	72	2	2 1/2
D	3 1/4 x 3 1/4	4	0	4	Square	Zinfandel	Wreath	13	1	3 1/4